

Dell Precision Workstation T3610/T5610/T7610

Setup and Features Information

About Warnings

 **WARNING:** A WARNING indicates a potential for property damage, personal injury, or death.

T3610/T5610 — Front and Back View

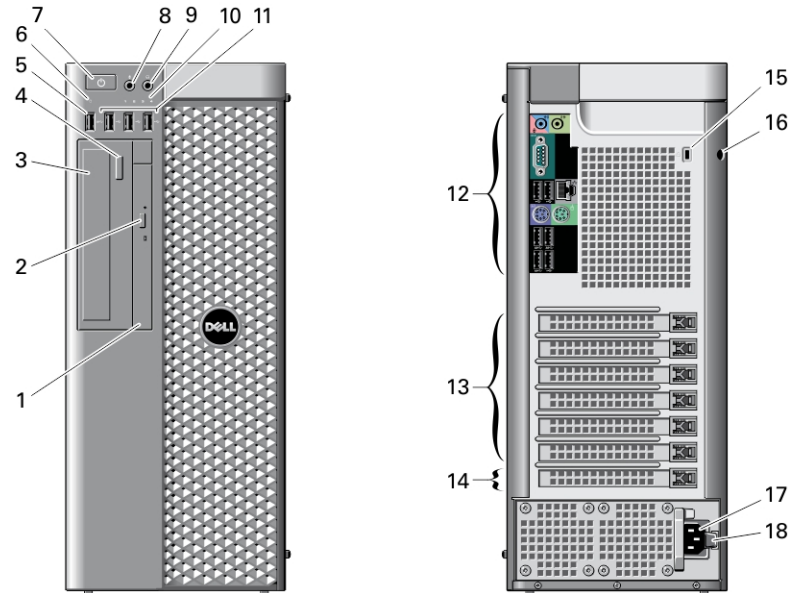


Figure 1. Front and Back View of T3610/T5610

- | | |
|--|---|
| 1. optical-drive | 11. USB 2.0 connectors (3) |
| 2. optical-drive eject button | 12. back panel |
| 3. optical-drive (optional) | 13. active expansion card slots (6) |
| 4. optical-drive eject button (optional) | 14. blank slot |
| 5. USB 3.0 connector | 15. security cable slot |
| 6. drive-activity light | 16. padlock ring |
| 7. power button, power light | 17. power connector |
| 8. microphone connector | 18. power supply unit (PSU) release latch |
| 9. headphone connector | |
| 10. diagnostic lights (4) | |



03GY5MA00

Regulatory Model: D01T, D02X
Regulatory Type: D01T004, D01T003, D02X002
2013- 05

T3610/T5610 — Back Panel

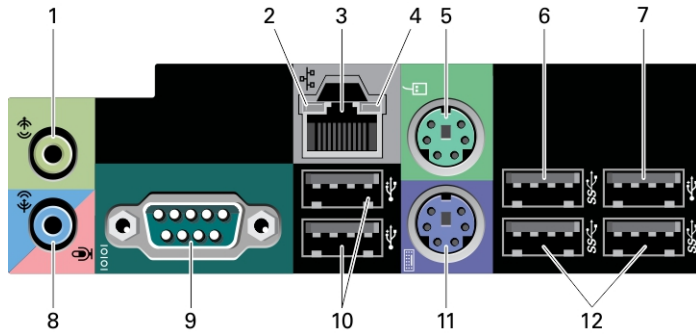


Figure 2. Back Panel View of T3610/T5610

- | | |
|---------------------------------|---------------------------------|
| 1. line-out connector | 8. line-in/microphone connector |
| 2. network link integrity light | 9. serial connector |
| 3. network adapter connector | 10. USB 2.0 connectors (2) |
| 4. network activity light | 11. PS/2 keyboard connector |
| 5. PS2/mouse connector | 12. USB 3.0 connectors (2) |
| 6. USB 3.0 connector | |
| 7. USB 2.0 connector | |

T7610 — Front and Back View

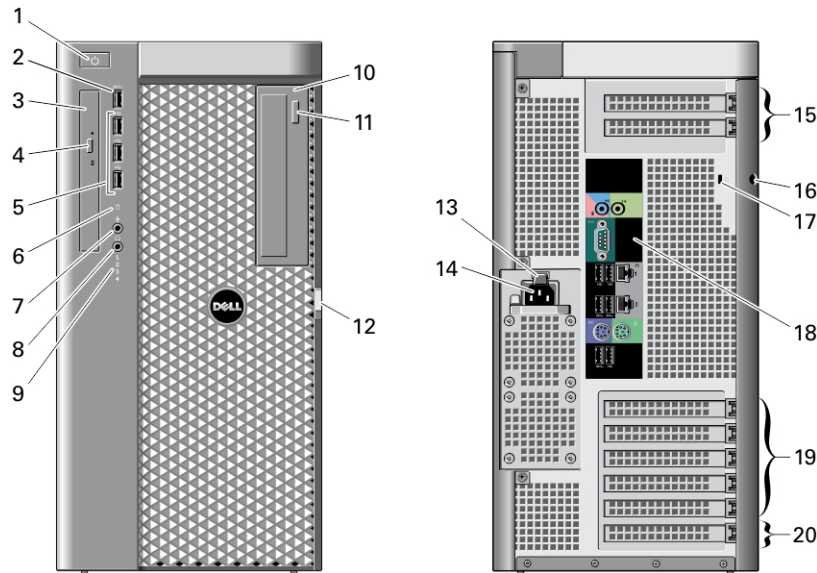



Figure 3. Front and Back View of T7610

- | | |
|------------------------------|----------------------|
| 1. power button, power light | 2. USB 3.0 connector |
|------------------------------|----------------------|

3. optical drive
4. optical-drive eject button
5. USB 2.0 connectors (3)
6. hard-drive activity light
7. microphone connector
8. headphone connector
9. diagnostic lights (4)
10. optical-drive (optional)
11. optical-drive eject button (optional)
12. hard drive access cover-release latch
13. power supply unit (PSU) release latch
14. power connector
15. expansion card slots (2)
16. padlock ring
17. security cable slot
18. back panel
19. active expansion card slots (5)
20. blank slot

 **NOTE:** The PCIe expansion slots (#15) are only active when a second CPU is installed.

T7610 — Back Panel

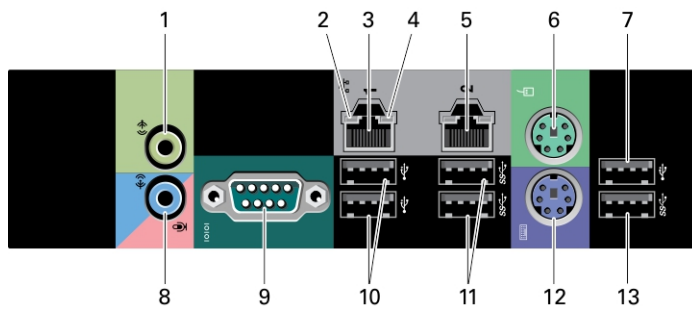




Figure 4. Back Panel View

1. line-out connector
2. network link integrity light
3. network adapter connectors
4. network activity light
5. network adapter connectors
6. PS/2 mouse connector
7. USB 2.0 connector
8. line-in/microphone connector
9. serial connector
10. USB 2.0 connectors (2)
11. USB 3.0 connectors (2)
12. PS/2 keyboard connector
13. USB 3.0 connector

Quick Setup

 **WARNING:** Before you begin any of the procedures in this section, read the safety information that shipped with your computer. For additional best practices information, see www.dell.com/regulatory_compliance

 **NOTE:** Some devices may not be included if you did not order them.

1. Connect the network cable(s) (optional).

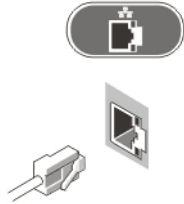


Figure 5. Network Connection

2. Connect the keyboard or mouse (optional).




Figure 6. Keyboard and Mouse Connection

3. Connect the monitor cable (optional).

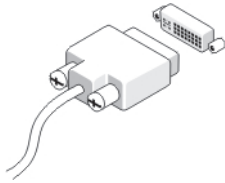


Figure 7. Monitor Connection

4. Connect the power cable(s).

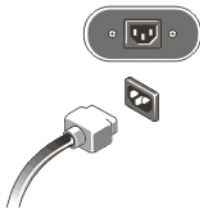



Figure 8. Power Connection

5. Press the power buttons on the monitor (optional) and the computer.




Figure 9. Turning On Power

Specifications

 **NOTE:** Offerings may vary by region. The following specifications are only those required by law to ship with your computer. For more information regarding the configuration of your computer, click **Start** → **Help and Support** and select the option to view information about your computer.

Power

Coin-cell battery	3 V CR2032 lithium coin-cell	
Voltage	100 VAC to 240 VAC	
Wattage		
T3610	<ul style="list-style-type: none"> • 685 / 425W (input voltage of 100 VAC to 240 VAC) 	
T5610	<ul style="list-style-type: none"> • 825 / 685W (input voltage of 100 VAC to 240 VAC) 	
T7610	<ul style="list-style-type: none"> • 1000 W (input voltage 100 VAC to 107 VAC) • 1100 W (input voltage 108 VAC to 180 VAC) • 1300 W (input voltage 181 VAC to 240 VAC) 	
Maximum heat dissipation		
1300 W	4113.00 BTU/hr	
825 W	3086.60 BTU/hr	
685 W	2337.22 BTU/hr	
425 W	1450.10 BTU/hr	

 **NOTE:** Heat dissipation is calculated by using the power supply wattage rating.

Physical

T3610/T5610		
Height	414.00 mm (16.30 inches)	with feet – 416.90 mm (16.41 inches)
Width	172.60 mm (6.79 inches)	with feet – 175.50 mm (6.91 inches)
Depth	471.00 mm (18.54 inches)	
Weight (minimum)	13.50 kg (29.80 lb)	
Weight (minimum)	12.40 kg (27.40 lb)	
T7610		
Height	430.50 mm (16.95 inches)	with feet – 433.40 mm (17.06 inches)
Width	216.00 mm (8.51 inches)	
Depth	525.00 mm (20.67 inches)	

Physical

Weight (minimum)	16.70 kg (36.80 lb)
------------------	---------------------

Environmental

Operating Temperature:	10 °C to 35 °C (50 °F to 95 °F)
------------------------	---------------------------------

Information para NOM (únicamente para México)

The following information is provided on the device described in this document in compliance with the requirements of the official Mexican standards (NOM).

Voltaje de alimentación	100 V CA – 240 V CA
Frecuencia	50 Hz – 60 Hz
Consumo eléctrico	
D02X	12,00 A ~ 6,00 A
D01T	6,00 A

Finding More Information and Resources

See the safety and regulatory documents that shipped with your computer and the regulatory compliance website at www.dell.com/regulatory_compliance for more information on:

- Safety best practices
- Regulatory certification
- Ergonomics

See www.dell.com for additional information on:

- Warranty
- Terms and Conditions (U.S. only)
- End User License Agreement

Additional information on your product is available at www.dell.com/support/manuals

© 2013 Dell Inc.

Trademarks used in this text: Dell™, the DELL logo, Dell Precision™, Precision ON™, ExpressCharge™, Latitude™, Latitude ON™, OptiPlex™, Vostro™, and Wi-Fi Catcher™ are trademarks of Dell Inc. Intel®, Pentium®, Xeon®, Core™, Atom™, Centrino®, and Celeron® are registered trademarks or trademarks of Intel Corporation in the U.S. and other countries. AMD® is a registered trademark and AMD Opteron™, AMD Phenom™, AMD Sempron™, AMD Athlon™, ATI Radeon™, and ATI FirePro™ are trademarks of Advanced Micro Devices, Inc. Microsoft®, Windows®, MS-DOS®, Windows Vista®, the Windows Vista start button, and Office Outlook® are either trademarks or registered trademarks of Microsoft Corporation in the United States and/or other countries. Blu-ray Disc™ is a trademark owned by the Blu-ray Disc Association (BDA) and licensed for use on discs and players. The Bluetooth® word mark is a registered trademark and owned by the Bluetooth® SIG, Inc. and any use of such mark by Dell Inc. is under license. Wi-Fi® is a registered trademark of Wireless Ethernet Compatibility Alliance, Inc.