







Eaton ePDU Quick Guide - IEC version

Intelligent rack power distribution

Growing functionality		<p>Managed ePDU</p> <p>Individual outlet monitoring + Individual outlet switching & sequencing</p>	<p>Monitoring: Individual outlet, user-defined group of outlets, branch circuit, and full ePDU monitoring for V, W, A and kWhrs (1% accuracy above 2A). Temperature and humidity monitoring via optional sensors.</p> <p>Switching: Individual outlet, sequencing of outlets with delays or cycling, user-defined outlet group or branch circuit. Power Scheduling of outlets or outlet groups.</p> <p>Control: Monitor and control remotely over Ethernet or via Advanced LCD screen on the unit. Communication via HTTP / HTTPS, DHCP, SNMP v1 and v3, SMTP, Telnet, IPv4 & IPv6. Mass configuration and upgrade available. Cisco EnergyWise compliant.</p>
		<p>Advanced Monitored ePDU</p> <p>Individual outlet monitoring</p>	<p>Monitoring: Individual outlet, user-defined group of outlets, branch circuit and ePDU monitoring for V, W, A and kWhrs (1% accuracy above 2A). Temperature and humidity monitoring via optional sensors.</p> <p>Control: Monitor and control remotely over Ethernet or via Advanced LCD screen on the unit. Communication via HTTP / HTTPS, DHCP, SNMP v1 and v3, SMTP, Telnet, IPv4 & IPv6. Mass configuration and upgrade available. Cisco EnergyWise compliant.</p>
		<p>Switched ePDU</p> <p>Individual outlet switching & sequencing + Monitor ePDU & Branch</p>	<p>Monitoring: branch circuit and the ePDU for V, W, A and kWhr (1% accuracy above 2A). Temperature and humidity via optional sensors.</p> <p>Switching: On, off and reboot control of individual outlets and user-defined group of outlets. Cycling and sequencing of outlets and branch circuits. Power Scheduling of outlets or outlet groups also available.</p> <p>Control: Monitor over Ethernet & Advanced LCD screen, control via Ethernet. Communication via HTTP / HTTPS, DHCP, SNMP v1 and v3, SMTP, Telnet, IPv4 & IPv6. Mass configuration and upgrade available. Cisco EnergyWise compliant.</p>
		<p>Monitored ePDU</p> <p>Current Monitoring of ePDU/branch</p>	<p>Monitoring: Monitor current on input and each branch circuit to ensure accurate load balancing.</p> <p>Control: Remotely over Ethernet or via LED interface on the unit, which can automatically scroll through branch circuits.</p>
		<p>In-Line Monitored ePDU</p> <p>Upgrade an existing basic installation to include Current Monitoring</p>	<p>Monitoring: Monitor current in-line with no break to upgrade existing Basic infrastructure, single or dual feed.</p> <p>Control: Monitor and measure remotely over Ethernet or via LED interface on the unit. Retro fit to existing equipment with A and B feed while live and without downtime.</p>
		<p>Basic ePDU</p> <p>Simple reliable power distribution</p>	<p>Designed for the Data Centre: All ePDUs, including basic ePDUs, are made of rugged aluminium or steel chassis and incorporate shrouded circuit breakers and switches.</p>

Choosing an ePDU

Intelligent rack power distribution



Technology	Part Number	Form	Rating (A)	Input Type	Outlet type: Quantity	Breakers	Dimensions (WxHxD, mm)	Weight (kg)
Managed IEC								
	eMAA10	0U	10	C14	C13, 16		55x1092.2x65 *	7,2
	eMAA11	0U	16	IEC60309 16A	C13, 20: C19,4		55x1727.2x65 *	6,64
	eMAA12	0U	16	C20	C13, 20: C19,4		55x1524x65 *	6,54
	eMAA13	0U	32	IEC60309 32A	C13, 20: C19,4	2 single pole	55x1524x65 *	8,17
	eMAA14	0U	16A 3P	IEC60309 16A 3P	C13, 21: C19,3		55x1524x65 *	7,01
Advanced Monitored IEC								
	eAMA06	0U	10	C14	C13, 16		55x1092.2x65 *	4,84
	eAMA07	0U	16	IEC60309 16A	C13, 20: C19,4		55x1524x65 *	9,5
	eAMA08	0U	16	C20	C13, 20: C19,4		55x1524x65 *	6,24
	eAMA09	0U	32	IEC60309 32A	C13, 20: C19,4	2 single pole	55x1727.2x65 *	7,83
Switched IEC								
	eSWA01	0U	10	C14	C13, 16		55x1092.2x65*	7,2
	eSWA02	0U	16	IEC 60309 16A	C13, 20: C19,4		55x1524x65 *	6,54
	eSWA03	0U	16	C20	C13, 20: C19,4		55x1524x65 *	6,49
	eSWA04	0U	32	IEC60309 32A	C13, 20: C19,4	2 single pole	55x1727.2x65 *	8,1
	eSWA05	0U	16A 3P	IEC60309 16A 3P	C13, 21: C19,3		55x1524x65 *	6,92
Monitored IEC								
	PW102MI0UB95	0U	10	C14	C13, 16		57x837.5x52.3	7
	PW104MI0UB96	0U	16	IEC60309 16A	C13, 20: C19, 4		57x1097x52.3	7
	PW104MI0UB97	0U	16	C20	C13, 20: C19, 4		57x1097x52.3	7
	PW107MI0UB88	0U	32	IEC60309 32A	C13, 20: C19, 4	2 single pole	57x1429x90.8	7
	PW312MI0UC07	0U	16A 3P	IEC60309 16A 3P	C13, 36: C19, 6		57x1682x52.3	10
	PW107MI0UC60	0U	32	IEC60309 32A	C13, 36: C19, 6	2 single pole	57x1800x52.3	9
	PW104MI0UD02	0U	16	C20	C13, 18: C19, 2		57x970x52.3	7
	PW104MI0UD03	0U	16	IEC60309 16A	C13, 18: C19, 2		57x970x52.3	7
In-Line Monitored IEC								
	PW104IM0UC05	0U 19"	16	IEC 16A	IEC 16A	None	57x436x52.3	6,5
	PW107IM0UC04	0U 19"	32	IEC 32A	IEC 32A	None	57x436x52.3	6,5
	PW107IM0UB81	0U 19"	2x16	2x IEC 16A	2x IEC 16A	None	57x436x75	6,5
	PW115MI0UB80	0U 19"	2x32	2x IEC 32A	2x IEC 32A	None	57x436x75	6,5
	PW322IM0UC17	0U 19"	32 3P	IEC 32A 3P	IEC 32A 3P	None	57x436x75	6,5
	PW344IM0UC18	0U	2x32A 3P	2x IEC 32A 3P	2x IEC 32A 3P	None	57x572.7x75	6,5
Basic IEC								
	ePBZ03	0U	16	C20	C13, 16		47.5x635x59.6	1,5
	ePBZ05	0U	10	C14	C13, 16		47.5x635x59.6	1,4
	ePBZ32	0U	16	IEC60309 16A	C13, 20: C19, 4		44.5x768.4x50	1,7
	ePBZ33	0U	16	C20	C13, 20: C19, 4		44.5x768.4x50	1,6
	ePBZ31	0U	32	IEC60309 32A	C13, 20: C19, 4	2 single pole	44.5x920.8x50	2,7
	PW312BA0UC07	0U	16A 3P	IEC60309 16A 3P	C13, 36: C19, 6		57x1400x52.3	10
	PW322BA0UC56	0U	32A 3P	IEC60309 32A 3P	C13, 3: C19, 6	6 single pole	57x1200x115.8	10
	PW322BA0UC57	0U	32A 3P	IEC60309 32A 3P	C19, 6	6 single pole	57x1135x115.8	10
	ePBZ06	1U	16	C20	C13,10: C19,2		43.4x439x58.5	1,6
	ePBZ04	1U	16	C20	C13,12		43.4x439x58.5	1,6
	ePBZ01	0U	10	C14	C13, 8		43.4x439x58.5	1,4
	ePBZ02	0U	10	C14	C13, 12		43.4x439x58.5	1,4

* max depth at com box 113 - Cable length 3m as standard

National socket types are also available as standard on ePDUs – please see www.eaton.com/ePDU for details

Not on the list? If your customer requires something different, please contact your local Eaton sales office for a custom quote – we have thousands of ePDU designs already engineered and ready for production.



EnergyWise Compliant

Eaton Advanced Monitored, Switched and Managed ePDUs have been tested, approved and are EnergyWise compliant.