

NEED HELP?

Contact us at [Blueparrott.com/C300-XT](https://blueparrott.com/C300-XT)

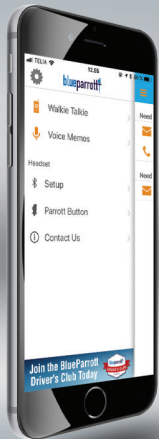


GET STARTED

BlueParrott C300-XT

APN204203B

BC



BlueParrot app

Program your Parrott Button™ anywhere, anytime.


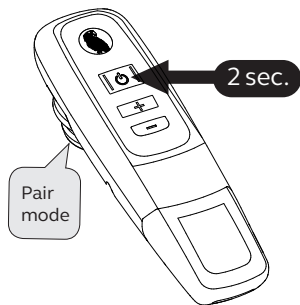
Push-to-talk to your contacts on Dial2Do's MySay network.

Easily access full user guide for your headset.



ENGLISH.....	1
FRANÇAIS.....	5
ESPAÑOL.....	9
DEUTSCH.....	13
한국어.....	17

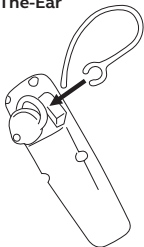
How to pair



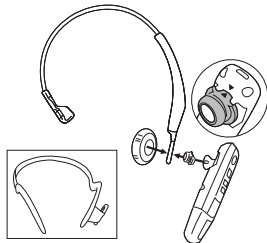
Select C300-XT from the list of available Bluetooth devices on your smartphone.

How to wear

On-The-Ear

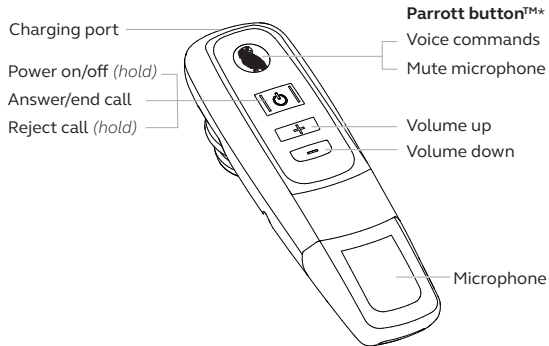


Over-The-Head/Behind-The-Neck



The C300-XT is supplied with a choice of On-The-Ear, Over-The-Head and Behind-The-Neck wearing styles. Attach the headset to your preferred wearing style, as shown.

How to use

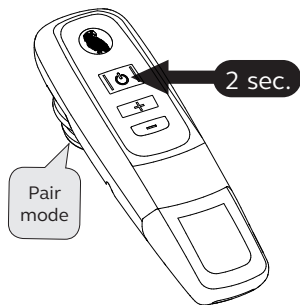


VoiceControl™



Tap the BlueParrott button and say “What can I say?” for a list of voice commands.

Comment effectuer l'appariement



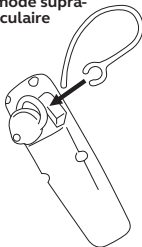
Activez l'oreillette C300-XT.



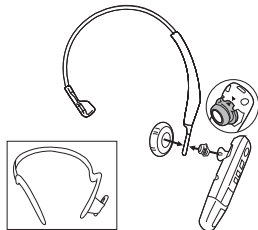
Sélectionnez C300-XT dans la liste d'appareils Bluetooth disponibles sur votre téléphone.

Comment le porter

En mode supra-auriculaire

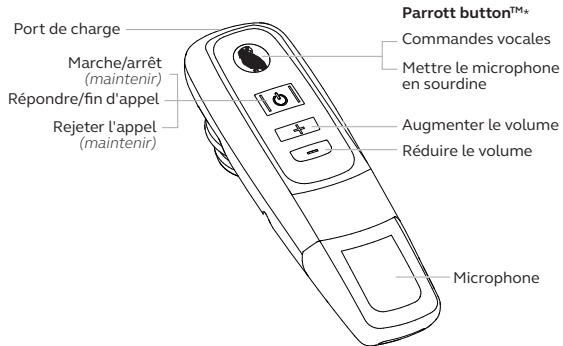


En mode sur la tête/autour du cou



L'oreillette C300-XT est fournie avec un choix de type de maintien : supra-auriculaire, sur la tête et derrière le cou. Attachez le micro-casque selon le type de maintien que vous souhaitez.

Comment l'utiliser

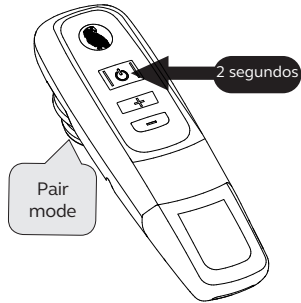


VoiceControl™



Appuyez sur le bouton BlueParrot et dites « What can I say? » pour obtenir une liste de toutes les commandes vocales.

Cómo sincronizarlo



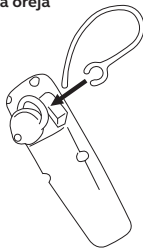
Encienda el C300-XT.



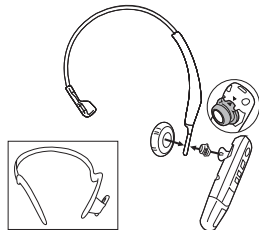
Elija C300-XT de la lista de dispositivos Bluetooth disponibles en su teléfono inteligente.

Cómo se coloca

En la oreja

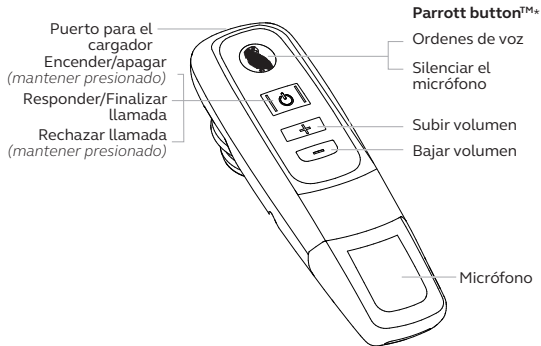


En la cabeza/Detrás del cuello



El C300-XT incluye las opciones de uso En la oreja, En la cabeza y Detrás del cuello. Coloque el auricular en su estilo de uso predilecto, como se ilustra.

Cómo se usa



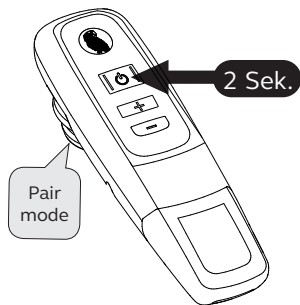
*El Parrott button™ se puede personalizar con la aplicación BlueParrott.

VoiceControl™



Pulse el botón de BlueParrot y diga “What can I say?” para recibir una lista de las órdenes de voz.

So koppeln Sie Ihr Jabra Gerät



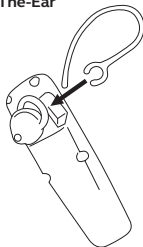
Schalten Sie das C300-XT an.



Wählen Sie das C300-XT aus der Liste der verfügbaren Bluetooth-Geräte auf Ihrem Smartphone.

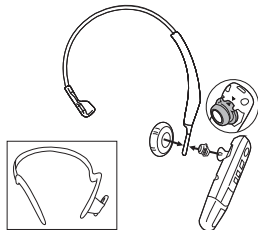
Trageform

On-The-Ear

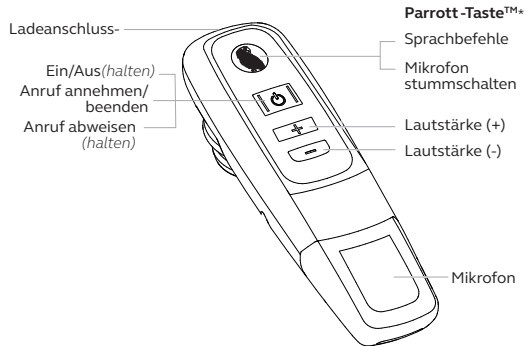


Das C300-XT unterstützt die drei Trageformen „ohrauflegend“, „mit Überkopfbügel“ oder „mit Nackenbügel“. Wählen Sie Ihren bevorzugten Tragestil wie abgebildet.

Überkopfbügel-/Nackenbügel-Design



So verwenden Sie das Headset

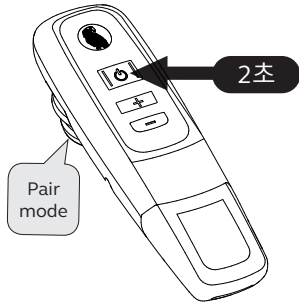


Sprachsteuerung™



Tippen Sie auf die BlueParrot-Taste und sagen Sie „What can I say?“ Sie hören dann eine Liste mit allen Sprachbefehlen.

페어링 방법



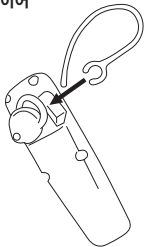
C300-XT의 전원을 켭니다.



스마트폰의 사용할 수 있는 Bluetooth 장치 목록에서 C300-XT를 선택합니다.

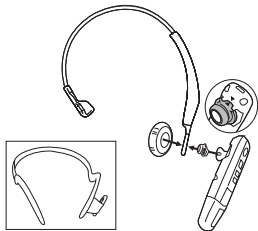
착용 방법

온더이어



C300-XT는 온더이어, 오버더헤드, 비하인드더넥에서 착용 스타일을 선택할 수 있도록 제공됩니다. 표시된 사항에 따라 원하는 착용 스타일로 헤드셋을 착용합니다.

오버더헤드/비하인드더넥



사용 방법



음성 제어(VoiceControl)TM



블루 패럿(BlueParrott) 버튼을 누르고 “What can I say?” 라고 말하면 음성 명령 목록을 확인할 수 있습니다.

© 2018 GN Audio A/S. All rights reserved. BlueParrott® is a trademark of GN Audio A/S. The Bluetooth® word mark and logos are registered trademarks owned by the Bluetooth SIG, Inc. and any use of such marks by GN Audio A/S is under license.

MADE IN CHINA
MODEL: OTE940

FCC ID: BCE-OTE940
IC: 2386C-OTE940



Complies with
IMDA Standards
DA102350

