

	OL-560	OL-570	OL-580N	OL-1050	OL-1060N
Power Requirements	Internal power supply - 220-240V AC	Internal power supply - 220-240V AC	Internal power supply - 220-240V AC	Internal power supply - 220-240V AC	Internal power supply - 220-240V AC
Printer Dimensions	146mm(W) x 196mm(D) x 152mm(H)	134mm(W) x 208mm(D) x 141mm(H)	134mm(W) x 240mm(D) x 141mm(H)	171mm(W) x 224mm(D) x 148mm(H)	171mm(W) x 224mm(D) x 148mm(H)
Print Head	Direct thermal - 300x300 dpi	Direct thermal - 300x600 dpi	Direct thermal - 300x600 dpi	Direct thermal - 300x300 dpi	Direct thermal - 300x300 dpi
Maximum Print Speed*	90mm/second - 56 labels/minute	110mm/second - 68 labels/minute	110mm/second - 68 labels/minute	110mm/second - 69 labels/minute	110mm/second - 69 labels/minute
Maximum Label Width	62 mm	62 mm	62 mm	102 mm	102 mm
Maximum Print Height	59 mm	59 mm	59 mm	98.6 mm	98.6 mm
Maximum Label Length	1 metre	1 metre	1 metre	3 metre	3 metre
Automatic Cutter	Built-in user-replaceable cutter	Built-in permanent cutter	Built-in permanent cutter	Built-in permanent cutter	Built-in permanent cutter
Interface(s)	USB 1.1 or later specification	USB 1.1 or later specification	USB 1.1 or later specification RS-232 9-pin D-Sub Network (10/100 Base-TX wired ethernet)	USB 1.1 or later specification RS-232 9-pin D-Sub Network (10/100 Base-TX wired ethernet)	USB 1.1 or later specification RS-232 9-pin D-Sub Network (10/100 Base-TX wired ethernet)

	System Requirements PC	System Requirements Mac
Operating System**	Microsoft Windows® 2000 Professional / Windows XP® / Windows Vista®	Mac OS X 10.3.9 to 10.5.1
Minimum CPU Speed	As recommended by operating system specifications	PowerPC or Intel
Minimum Memory (RAM)	As recommended by operating system specifications	As recommended by operating system specifications
Hard Disk Free Space	70MB or more	100MB or more
Interface(s)	As per individual model specifications (above)	As per individual model specifications (above) - excluding RS-232
Graphics Card	SVGA with minimum 16 bit colour depth	More than 256 colours
Other	CD-ROM drive for installation	CD-ROM drive for installation

* Based on standard address labels ** For latest operating system support information visit <http://solutions.brother.com>




brother
at your side

brother
at your side

QL PROFESSIONAL LABEL PRINTERS

- Easy-to-use
- Professional results
- Create your own sizes of labels
- Word / Excel / Outlook compatibility
- Free label design software included



The need for labelling

Reports have shown that we spend on average 6 weeks of our working year looking for misplaced information, costing European businesses billions each year.

Brother Professional Label Printers make life easier for office workers, administrators, accountants, hospitality and event managers - and anyone wanting to stay organised:

① Improve your professional image

Clearly labelled documents and items offering a clean and easy-to-read look help give you the professional image you need when communicating with your customers, your clients and your colleagues.

② Increase your productivity

A structured, organised and efficient working environment increases your productivity and helps you grow the business. Make your working life easier with clearly labelled documents and items.



Simply Professional

Easy-to-use, professional results

Brother QL label printers offer you an easy way to print professional-looking labels for a wide range of uses.

Create your own sizes of labels

Just insert a roll of labels - they come in lots of different widths. Choose a label length - anything up to one metre. Then design your label and print it. The built-in cutter will cut your label to the size you want.



One-click label printing

Print address labels directly from Microsoft Word, Excel and Outlook. Simply highlight the address, and click a button on the toolbar! Or use the supplied label editing software to design and print labels for any application.

No wasted or misprinted labels

Each roll of labels is supplied on a spool that incorporates a roll guide. This ensures that the label is always installed correctly, and that the machine knows the exact size of label.

And you get none of the alignment problems associated with printing labels in a traditional printer. So whether you are printing just one label or hundreds of labels - the Brother QL range of label printers ensures each label will print perfectly, time after time.



Simply Professional

Brother DK labels are designed for a wide variety of uses. There are endless possibilities when using Brother labels. Here are just a few examples:

	Before	After
Spine labels Brother's continuous-length labels come in various widths, so you can easily create the correct size labels for your filing system. Which makes it easy for you to find the right folder!		
Address and shipping labels Address and shipping labels in various sizes give a professional look to your company's outgoing mail.		
CD/DVD labels Give your CDs a professional look, with Brother's pre-sized CD/DVD labels. Neatly printed text is easier to read than a handwritten label.		
Paperwork By labelling your paperwork and project materials with relevant information such as the project stage, client details or date of completion, you can have an easier and more efficient working life. In this example, we used a 24 mm round label and a small address label. But you can create any type of label you want, using either pre-sized or continuous-length labels.		

QL-560 Professional Label Printer

The ideal introduction to creating professional-looking labels

The QL-560 Professional Label Printer is perfect for those who are new to labelling. It is a quick, versatile label printer for the office, home office or any other business use.

It connects easily via USB to your PC or Mac, and prints high-quality labels for everything from name badges and divider tab labels, through to signage and shipping labels.

The integrated automatic label cutter means you can use continuous label rolls and cut labels to any length from 25mm to 1m. And you will always get a clean cut edge to your labels. Put simply, you can create almost any label size you want without even changing the label roll!





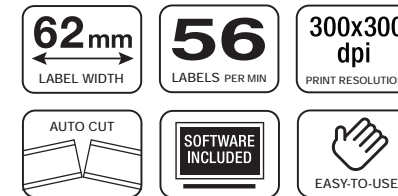
QL-560 Highlights

- Quick and effective** - prints up to 56 labels per minute*
- High quality** - with 300dpi resolution printing
- Versatile** - prints labels up to 62mm wide
- Professional** - with built-in automatic label cutter
- Easy to operate** - print directly from MS Word, Excel, or Outlook

Value for money with:

- Free** - sophisticated label design software
- Free** - 62mm wide DK Continuous label roll (8m)

* Based on standard address labels



Professional Label Printers for the office

QL-570 and QL-580N Professional Label Printers

The QL-570 and QL-580N Professional Label Printers are the newest additions to the Brother range. They combine ease of use with the highest quality specification.

High quality label printing

The QL-570 and QL-580N Professional Label Printers are designed to fit neatly onto your desk without occupying much space, and they connect easily via USB to your PC or Mac. Their high print resolution makes them perfect for printing quality logos, images, and text onto your labels. You can easily create highly professional labels for documents, files, divider tabs, folders, name badges, signs and more.

Durable automatic cutter

The durable heavy-duty cutter makes these label printers suitable for printing many labels one after another, and printing small batches of labels for later use.

Network ready

The QL-580N is also network-ready, allowing everyone in the office to print labels from the same printer. Everyone can benefit from becoming well-organised with neatly labelled storage areas, projects, and desk spaces.



QL-570 and QL-580N Highlights

Quick and effective - prints up to 68 labels per minute*

High quality - with amazing 300 x 600dpi resolution printing

Versatile - prints labels up to 62mm wide

Professional - with built-in heavy-duty automatic label cutter

Easy to operate - print directly from MS Word, Excel, or Outlook

Desk space saving - new small footprint design saves desk space

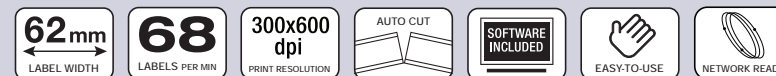
Flexible - now network-ready, perfect for sharing (QL-580N only)

Value for money with:

Free - sophisticated label design software

Free - 100 x DK Standard Address labels

Free - 8m DK Continuous label roll (62mm wide)



* Based on standard address labels

Professional Label Printers for industry

The QL-1050 and QL-1060N Professional Label Printers are designed to cater for most labelling requirements in many industries, and give you the ultimate solution for your business.

Professional flexibility

You can print high quality labels in a range of widths, from just 12mm up to 102mm wide (the industry-standard size for shipping labels). With such flexibility, you have the ultimate labelling tool at hand for your industry. The QL-1050 and QL-1060N print at a high resolution of 300 dpi for quality prints, perfect for barcodes, logos and images. And they are fast, printing at a rate of 110 mm/second.

Both models have USB and RS-232 serial ports as standard, to ensure that the label printers connect with a wide range of equipment. The QL-1060N also features a built-in 10/100 Base TX-network port, with advanced web-based management features. So you can send print jobs from multiple computers across your network to one single label printer.



QL-1050 and QL-1060N Professional Label Printers



QL-1050 and QL-1060N Highlights

Quick and effective - print up to 69 labels per minute*

High quality - with 300 x 300dpi resolution print

Versatile - prints labels from 12mm to 102mm wide

Professional - with a built-in heavy-duty automatic cutter

Easy to operate - print directly from MS Word, Excel, or Outlook

Industrial - supports and prints most 1D and 2D barcode types

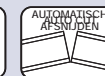
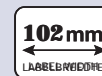
Flexible - network-ready, perfect for sharing and printing away from the PC (QL-1060N only)

Value for money with:

Free - sophisticated label design software

Free - 40 x DK Large Shipping Labels (102mm x 152mm)

Free - 8m DK Continuous label roll (62mm wide)



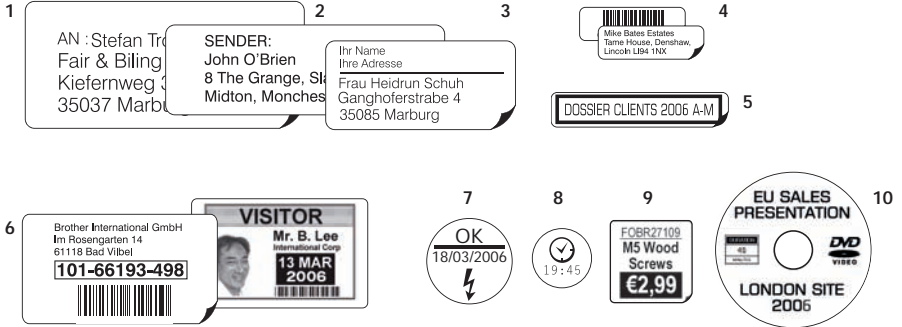
* Based on standard address labels

Choose your Labels




Pre-sized Paper Labels

Permanente Einzel-Etiketten (Papier) - Etiquettes prédécoupées résistantes en papier
Die-cut papier labels - Etichette di carta pretagliate - Cintas de papel precortadas -
Etiquetas de papel picotado



Continuous Label Tape

Permanente Endlos-Etiketten - Ruban continu résistants - Continue lengte tape
Nastri continui - Cintas continuas - Fitas Continuas



Label design software

Print labels directly from Brother's easy-to-use labelling software

Included in the box with all our Brother Label Printers is our sophisticated labelling design software - free of charge! This software is very easy to use and is perfect for both novices and experts. Brother's powerful label-editing software lets you easily create simple labels, and also helps you design highly customised labels with barcodes, tables, images, logos, automatic time and date and a lot more.



Snap mode

The simplest solution available – ever – for printing professional-looking labels.

- 1 Write the required text for your label in the Snap function
- 2 And click print!

That's it. Professional-looking labels are that quick and simple.



Label design software

Express mode

Brother also knows that sometimes you prefer to print a more customised label with frames, images, screen grabs, logos or similar to get an even more professional look. This type of label can be created easily using the Express mode of the Brother software. Express mode gives you access to all the main functions for creating personalised and professional-looking labels, displayed in a very easy to understand way.



Professional mode

For users who require even more specific and customised information to be presented on their labels, such as barcodes, tables, sequential numbering and more, the Professional mode is the perfect option.

The Professional mode is more advanced than the Express mode, and gives you access to an extensive range of professional features in an easy to understand way.



