

Barco medical display systems

Images you can trust. Every time. Everywhere.



BARCO

Visibly yours

In healthcare imaging, accuracy is of vital importance. As a medical professional, you count on display technology that delivers uncompromised precision and efficiency every single day, throughout the entire hospital environment. For over twenty years, Barco display systems have provided this unmatched level of imaging perfection.

Images you can trust. Every time.

More than a billion times each year, Barco display solutions help physicians make life-critical decisions. Every day, they experience that Barco provides them with uncompromised diagnostic performance.



A trusted imaging leader

More than twenty years of innovation and excellence have made Barco a trusted leader in the medical imaging industry. Based on our strong commitment to quality and service, we have built long-standing partnerships with the world's leading OEMs, integrators and VARs. Our products have earned the trust of customers from all over the globe.

Focus on quality

Barco applies the most stringent quality standards to all its business processes and complies with the highest international medical safety standards. Our full product line is qualified for use throughout the hospital.



Everywhere.

// As the market leader, Barco manufactures the most reliable medical displays available. Of equal importance is the company's unsurpassed service and support program. With a warranty of up to five years, Barco sets the standard in customer care.

François Le Guen, Telefonica Soluciones, Spain



Committed to patient care

With an extensive line of displays for radiology, mammography, surgery and clinical review imaging, Barco is fully committed to further improving patient care. All products and services are specifically designed to further raise the precision and efficiency of diagnoses and treatment throughout the hospital enterprise.

Global reach, local presence

For optimum peace of mind, you can rely on a full range of dedicated 'Image.Care' services designed to optimize the uptime of your displays and keep your expenses under control. Our worldwide network of support services guarantees 24/7 professional assistance, wherever you are, whenever you need it.

Respecting the environment

At Barco, we share your commitment to building a greener future. That's why our display products are designed and assembled with special attention for the protection of our environment and the sustainable use of natural resources.



Diagnostic display systems



Ideal for:

- CR/DR
- CT
- MRI
- PET/CT
- Ultrasound
- X-ray
- Fluoroscopy
- Angiography
- 3D PACS
- 3D Echo
- CAD
- Image fusion
- Nuclear medicine

Diagnostic confidence without an equal


Whatever the modality, whatever the application, our full line of grayscale and color display systems brings exceptional crispness, brightness and contrast to radiology imaging. Combined with high-performance display controllers and the unique MediCal QAWeb online service for calibration and Quality Assurance, Barco softcopy displays ensure diagnostic confidence without an equal.

Why Barco?

- > Superior image quality in grayscale, color, moving and static images from a multitude of imaging modalities
- > Unrivaled brightness, contrast and viewing angle
- > Automated calibration and Quality Assurance thanks to MediCal QAWeb
- > Standard 5-year warranty for complete peace of mind

// When I saw Barco's Coronis Fusion 6MP DL for the first time, I was impressed by its exceptional image quality. Its capability to display both color and grayscale studies with ultimate detail, makes it the perfect fit for our very diverse visualization requirements.

Dr. Eiko Ueno, Professor and Chairperson of the Radiology Department
TWMU Medical Center, Tokyo, Japan



Technology that makes a difference



Flexible seamless desktop

The uninterrupted wide-screen desktop of our **'Fusion' displays** gives you the freedom to organize your workspace just the way you want it. Thanks to the seamless design, your eyes will no longer be distracted by an intruding bezel. Side-by-side comparison of initial, prior and current studies has never been more comfortable and efficient.



Worry-free Quality Assurance

The integrated **I-Guard sensor technology** on Coronis displays makes Quality Assurance an easy job. The I-Guard sensor continuously monitors and adjusts your screen's luminance without disturbing your diagnostic workflow. In combination with the intelligent MediCal QAWeb software, I-Guard performs fast and easy DICOM calibrations, automatic Quality Assurance testing and remote assessment of your display's diagnostic area.



Ultra-fast image handling

In today's radiology practice, performance is very important. That's why all Barco diagnostic display systems are combined with a dedicated, **high-performance display controller**, which ensures fast roaming and smooth image manipulations.



Uniform brightness from center to corner

Traditional LCD systems often suffer from luminance non-uniformities of up to 30%. With Barco's unique **Uniform Luminance Technology** however, luminance is spread equally over the entire screen surface. As a result, your diagnostic images are perfectly DICOM-compliant from center to corner.

Digital mammography displays



Ideal for:

- Digital breast screening
- Chest X-ray
- CR/DR
- MRI

The standard of care for digital mammography

Barco mammography display systems have been specifically designed to meet the challenging needs of digital breast screening and clinical mammography reporting. Built with carefully designed, high-grade components – all optimized to smoothly work together – they guarantee high-quality care and lasting efficiency.

Why Barco?

- > Excellent visibility of subtle masses, microcalcifications and spiculations
- > Pixel-perfect images without disturbing screen noise thanks to Per Pixel Uniformity
- > Worry-free Quality Assurance and maximum uptime via the online MediCal QAWeb service
- > Automated DICOM-accuracy at all times with the integrated I-Guard sensor
- > Exceptionally long lifetime through DuraLight backlight technology

// With Barco's digital display system, you can rapidly load images, manipulate them and play with the contrast. Microcalcifications, which radiologists are always afraid to miss, are clearly visible on the Coronis 5MP Mammo screens.

Dr. Petra Bun, radiologist, BOBWest Screening Centre,
Leiden, the Netherlands

Clinical review displays



Consistent DICOM images at the point of care

In a modern healthcare environment, high-quality clinical images are needed not just in the radiology department, but throughout the hospital enterprise. That's why we have developed a full line of clinical review displays that bring DICOM-compliant, quality-controlled images to the point of care.

Why Barco?

- > First-rate image quality at the point of care
- > Consistent DICOM-quality and long-term image consistency
- > Compliance with international and regional medical standards
- > Free online calibration and Quality Assurance software
- > Low cost-of-ownership thanks to high-quality components, power saving mode and Barco warranty

Ideal for:

Desktop use & mobile computer carts within

- Radiology
- Nuclear medicine
- Pathology
- Cardiology
- Orthopedics
- Emergency
- Intensive care
- Outpatient clinics
- Wards
- Dental practices
- Private practices

// The Barco MDRC-2120 clinical review display has been very well received by our medical staff at Stanford Hospital & Clinics as well as our referring physicians. It has provided the consistency, value and quality we were looking for.

Rick Kong, Director Radiology Informatics
Stanford Hospital & Clinics, Stanford, CA, USA

Surgical displays



Ideal for:

- Endoscopic video
- Boom camera video
- Room camera video
- Pathology images
- PACS images
- Patient information
- Surgery information
- Patient monitoring

High-accuracy visualization solutions for the OR and endoscopy

The complexity of general and minimally invasive surgery places high demands on both the medical staff and the equipment used. Barco has designed a complete line of surgical and endoscopic displays that provide unsurpassed precision while meeting the specific safety and space requirements of the integrated operating theater.

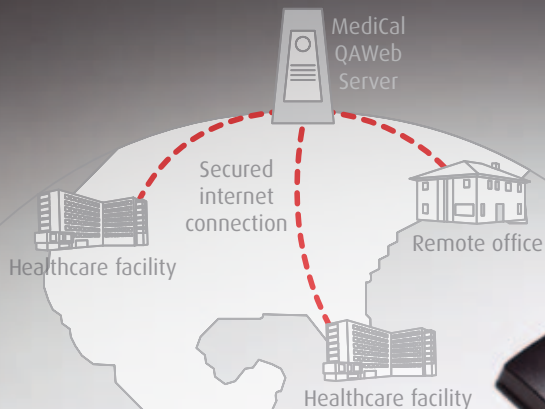
Why Barco?

- > Excellent image detail, depth perception and color accuracy thanks to High Definition resolution
- > Multiple input signals and simultaneous image viewing
- > Smooth, artifact-free video images due to the extremely fast response times
- > Ergonomic design and easy-clean solution

// The Barco MDSC-2124 surgical display guarantees excellent performance under high ambient light conditions, and allows for detailed discussion during the procedure. Moreover, at 1920 x 1200, its High Definition resolution improves depth perception, enhances hand-view coordination and allows for better patient care overall.

Dr. Prakash P Punjabi
Imperial College Hospital in Hammersmith, UK

Online system for QA



Dependable image quality at all times

True diagnostic confidence means that every diagnostic display system in a facility must deliver consistent image quality during its entire lifetime. To achieve this, all Barco PACS display systems come standard with MediCal QAWeb, a unique online service for high-grade Quality Assurance.

Why Barco?

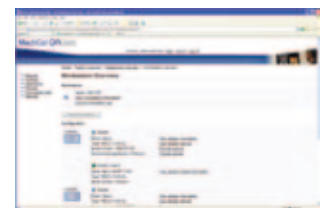
- > Effortless diagnostic confidence and DICOM-compliance without interrupting your radiology reading sessions.
- > Maximum uptime of your PACS display systems
- > Continuous compliance with DIN 6868-57, AAPM TG18, JESRA and other regional QA guidelines.
- > Centralized asset management of all workstations connected to your system
- > Learn more about MediCal QAWeb at www.barcomedical.com/qa

“When we bought the Barco monitors, we knew we had the best screens on the market. With the online MediCal QAWeb system and the built-in I-Guard sensor technology, we can be confident that this quality is assured 24 hours a day.”

Dr. Patrick Seynaeve, Head of Radiology at the AZ Groeninge Hospital, Kortrijk, Belgium




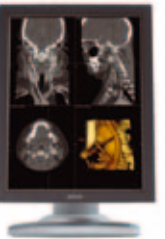



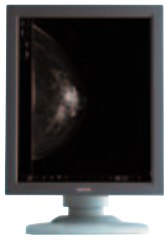
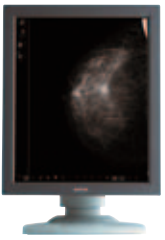
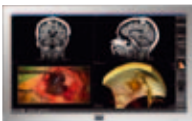


DIN option



Automated detailed reports


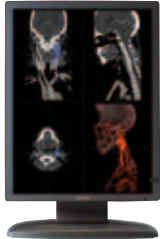


A comprehensive offering for all your imaging

	DIAGNOSTIC DISPLAYS				
					
	Nio 2MP	Nio 3MP	Nio 5MP	Nio Color 3MP	Coronis 2MP
Resolution	1600 x 1200	2048 x 1536	2096 x 2800	2048 x 1536	1600 x 1200
Screen size (diagonal)	21.3"	20.8"	21.3"	21.3"	21.3"
Color / grayscale	grayscale	grayscale	grayscale	color	grayscale
QA software	✓	✓	✓	✓	✓
Seamless 'Fusion' workspace	-	-	-	-	-
I-Guard sensor	-	-	-	-	✓
Ambient Light Compensation	-	-	-	-	✓
Uniformity Correction	✓	✓	✓	✓	✓
Protective front cover	✓	✓	✓	✓	✓
Standard warranty	5 years	5 years	5 years	5 years	5 years


	DIGITAL MAMMO DISPLAYS		SURGICAL DISPLAYS		
					
	Coronis 5MP	Coronis 5MP Mammo	MD-4221	LC-5621	MDSC-1119
Resolution	2048 x 2560	2048 x 2560	1920 x 1080	3840 x 2160	1280 x 1024
Screen size (diagonal)	21.3"	21.3"	42"	56"	19"
Color / grayscale	grayscale	grayscale	color	color	color
QA software	✓	✓	-	-	-
Seamless 'Fusion' workspace	-	-	-	-	-
I-Guard sensor	✓	✓	-	-	-
Ambient Light Compensation	-	-	-	-	-
Uniformity Correction	-	✓	-	-	-
Protective front cover	✓	✓	✓	-	✓
Standard warranty	5 years	5 years	3 years	2 years	3 years

needs

AYS

			
Coronis 3MP	Coronis Color 2MP	Nio Fusion 4MP	Coronis Fusion 6MP DL
2048 x 1536	1600 x 1200	2560 x 1600	3280 x 2048
20.8"	21.3"	30"	30.4"
grayscale	color	color	color
✓	✓	✓	✓
-	-	✓	✓
✓	✓	-	✓
✓	✓	-	✓
✓	✓	-	✓
✓	✓	✓	✓
5 years	5 years	5 years	5 years


CLINICAL REVIEW DISPLAYS

			
MDSC-2124	MFCD-1219	MDRC-1119	MDRC-2120
1920 x 1200	1280 x 1024	1280 x 1024	1600 x 1200
24"	19"	19"	20.1"
color	color	color	color
-	-	✓	✓
-	-	-	-
-	-	-	-
-	-	-	-
✓	-	optional	optional
3 years	3 years	3 years	3 years

About Barco

Barco, a global market leader in visualization solutions for PACS, has been developing visionary medical imaging solutions for over twenty years. Driven by experience and innovation, Barco presents a full range of advanced display solutions for radiology, mammography, surgery and viewing DICOM images across the healthcare enterprise.

From acquisition to display, from image processing to quality assurance, Barco's hardware and software solutions deliver the perfection patients deserve.



Barco's extensive product offering provided physicians from every department with a dedicated, high-quality visualization solution tuned to their clinical needs.

David Yates,
M.D., Radiology Department Head
Oakwood Hospital & Medical Center
Dearborn, Michigan, USA

Request more information

Europe, Middle East, Africa
& Latin America
Phone: +32 56 233 557
sales.medical.eu@barco.com

North America
Phone: +1 866 302 7939
sales.medical.us@barco.com

Taiwan
Phone: +886 2 8221 6868
sales.medical.apac@barco.com

South Korea
Phone: +82 2 2175 8900
sales.medical.apac@barco.com

China
Phone: +86 21 6091 2222
sales.medical.apac@barco.com

Singapore
Phone: +65 6243 7610
sales.medical.apac@barco.com

India
Phone: +91 120 4020000
sales.medical.apac@barco.com

Australia
Phone: +61 3 9646 5833
sales.medical.apac@barco.com

Japan
Phone: +81 3 3279 0771